

With the Patient Portal, patients can review their contact information, enter their health information (i.e. medications, allergies, past medical history), see past appointment notes, see test & lab results and message the practice. **Note: You must have Adobe Acrobat Reader on your device to view past notes or test/lab results.**

Log On

1. Enter the practice url: **parksdermatology.ema.md** into an approved browser, either Chrome or Mozilla Firefox. **Note:** Do not type www or https in front of the URL.

2. Select **Patient Login**.

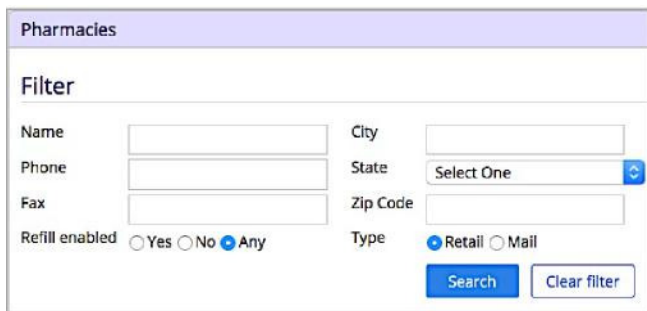
3. Enter the username/ password provided by the practice. Note: The first time you login, you will be prompted to change your password.

My Health Information My Health

Contact Info: This section is view only. Alterations will not update in the chart. Contact the practice directly with changes.

Insurance: This section is view only. Alterations will not update in the chart. Contact the practice directly with changes.

Pharmacy: Enter the name of the retail or mail order location(s) where prescriptions are filled.



Pharmacies

Filter

Name: City:

Phone: State:

Fax: Zip Code:

Refill enabled: Yes No Any

Type: Retail Mail

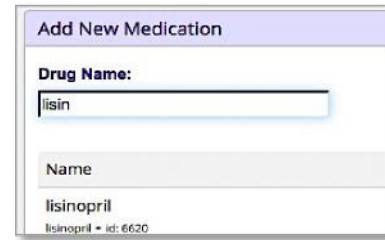
Note: Manual pharmacy is only used when the pharmacy does not accept ePrescriptions.

Medications: Enter an updated list of medications.

- If there are no medications to add, select **Mark No Medications**.



- If there are medications to be added, type the medication in the *Drug Name* field. Select it from the provided options and choose the appropriate dose (use "Unspecified Dispensable" if unknown).



Add New Medication

Drug Name:

Name:

lisinopril - id: 6620

- To remove a medication, change the status to *inactive*.

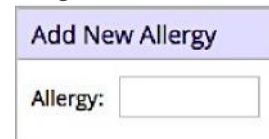
Note: Do not delete a medication unless it was added in error and was never taken.

Allergies: Add new or inactivate past allergies.

- If there are no allergies, select **Mark No Known Allergies**.



- To add a new Allergy, begin typing the **Allergy** field. Select from the provided options and choose the reaction when exposed to the allergen.



Add New Allergy

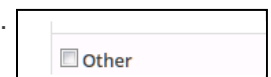
Allergy:

- If an allergy is no longer a concern, change the status to *Inactive*.

Note: Do not delete an allergy unless it was added in error.

Past Medical History: Add or delete major medical and surgical histories.

- To add a condition, select the checkbox next to that condition. Select Checkbox "Other" to enter conditions not listed.



Other

▼ Past Medical Condition

None

Anxiety disorder

Notes

Enter details here.

Specialty Disease Histories: Add or delete additional medical and surgical histories.

Social History: Add or delete smoking habits, alcohol use, driving status, and other details.

Family History: Add or delete family history.

- To add a disease, begin typing in the **Family History** field. Select it from the provided options and choose the appropriate. Then choose the family member.

Add New Family History

Family History:

Family history of hyperthyroidism (situation)

Patient Family

Family history: Hypertension (situation)

No family history: Hypertension (situation)

Problem List: View a list of diagnoses. This section is view only.

- To view more information on a condition, select the blue information bubble next to the condition.

Learn More

Appointment / Visit Info

Patients can view PAST appointment visit notes, educational handouts and test results.

Upcoming Appointment This Feature is Not Available
View scheduled appointments and make requests

Past Appointments

Visit Date	Attendees	Impressions	Location	Action
Wednesday, Feb 15, 2017 09:32am EST	Primary Provider & Primary Biller:	Conjunctival Hemorrhage (S10H11.3Z) Age-related Cataract OU (H25.813)	Ophthalm	View CCD Download CCD

- Appointments Information:** View appointment dates, attendees, impressions, and the location.
- Visit Records:** Select the date in blue to read the finalized visit note.

Visit Date

Wednesday, Feb 15, 2017 09:32am EST

- Patient Education:** To review the problem and diagnoses reference information of that visit, select the **Patient Education** link.

Action

Patient Education

Tests and Results

Tests and Results

Ask a Question	Date	Test	Results	Learn
Compose	02/14/2020	Eyelid Biopsy by Punch Method on right upper lid skin lateral on right upper lid skin lateral	Benign Nevus	

- Select the date to view the pathology report.

Date

02/14/2020

- Select the blue information bubble to view more information on the diagnosis.

Results

Learn

Benign Nevus

- Select **Compose** to contact the provider about the result using.

Ask a Question

Compose

Messages

Patients can send messages to, and receive messages from the practice.

- Select the subject line to view messages from the practice.

Compose Message	Inbox									
	<table border="1"> <thead> <tr> <th>From</th> <th>Message</th> <th>Received On</th> </tr> </thead> <tbody> <tr> <td>Sent</td> <td>Jane Doe191 MRN:503600 PMS:503600 Appointment - Its time for you to sc...</td> <td>02/14/2020 12:12 AM</td> </tr> <tr> <td>Sent CCDA</td> <td></td> <td></td> </tr> </tbody> </table>	From	Message	Received On	Sent	Jane Doe191 MRN:503600 PMS:503600 Appointment - Its time for you to sc...	02/14/2020 12:12 AM	Sent CCDA		
From	Message	Received On								
Sent	Jane Doe191 MRN:503600 PMS:503600 Appointment - Its time for you to sc...	02/14/2020 12:12 AM								
Sent CCDA										

Select **Compose Message** to generate a new a message to the practice.

Compose Message

Inbox

Sent

Sent CCDA